

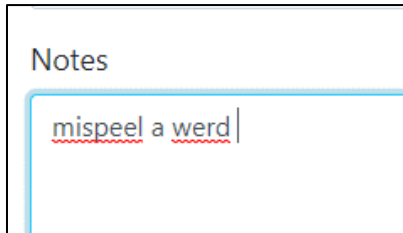


Brittco Spell Check

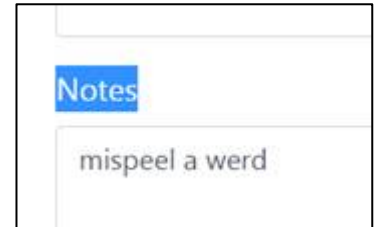
Brittco will check your spelling automatically as you type. If spell check is not working there is most likely an issue with browser settings. The screen shots below are for the Chrome browser.

Turn on Spell Check in Chrome

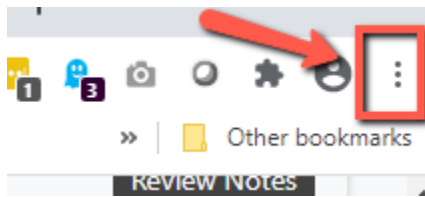
Here, spell check is working.



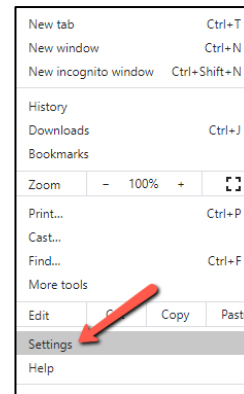
Here, it is not.



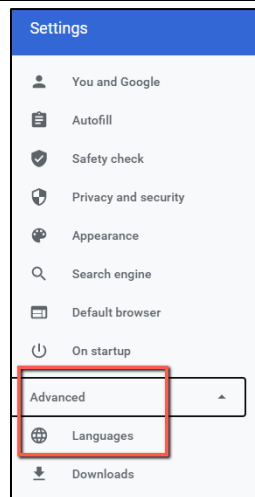
Open the vertical ellipsis in the upper right of Chrome.



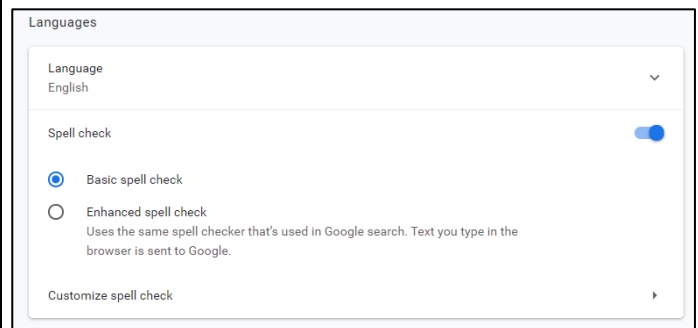
Open *Settings*.



Open *Advanced*, and go to *Languages*.



Turn on *Spell check* and make sure *Basic* is checked.



Please call the IT Department if you have any questions regarding the information presented here. The extension for the IT Help Desk is 7878.