

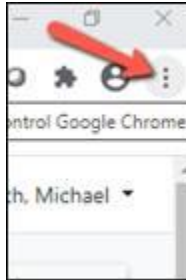


Brittco Browsers

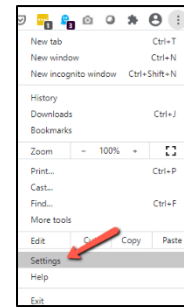
When working in Brittco you cannot use Internet Explorer. It just won't work. Get into the habit of using Chrome or some other browser when using Brittco.

Make Chrome your default browser

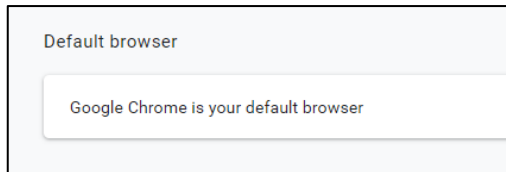
Click the three vertical dots in the upper right of the browser window.



Open Settings.



Scroll down and make Chrome your Default Browser.

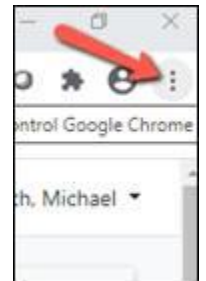


Add Brittco as a Bookmark

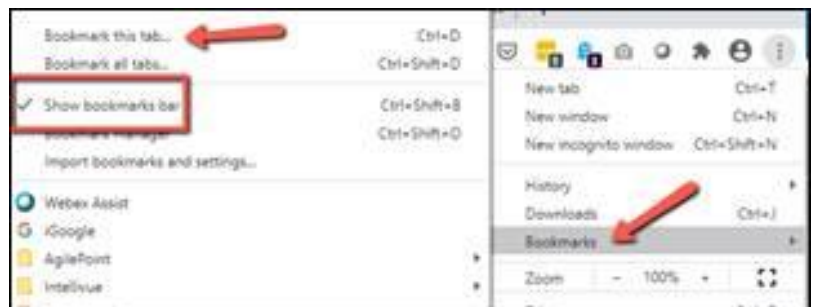
Open the Brittco website in Chrome.

<https://starkdd.brittcosoftware.com/login>

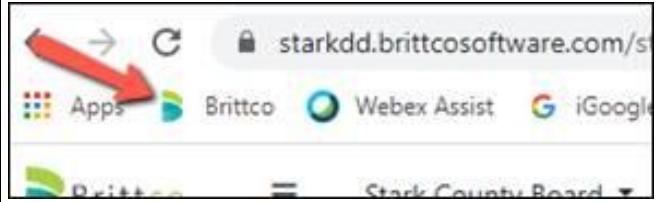
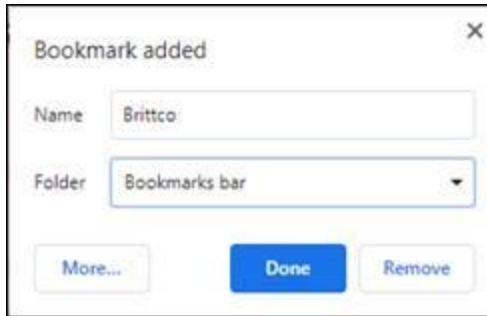
Once open, click the three vertical dots in the upper right of the browser window.



Roll your mouse over *Bookmarks*, make sure *Show bookmarks bar* is checked, and click *Bookmark this tab*.



Change the Name to *Brittco* and set the Folder to *Bookmarks bar*.



The Brittco bookmark will now appear at the top of your browser. Click it and you'll go directly to the site.

Please call the IT Department if you have any questions regarding the information presented here. The extension for the IT Help Desk is 7878.