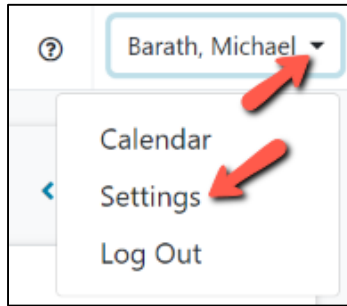




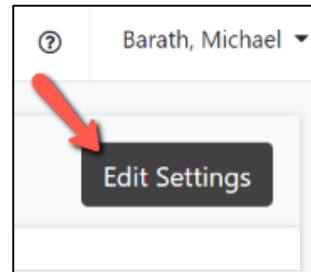
Brittco Notifications

You can configure Brittco to notify you when certain dates are reached, or certain actions are taken. You can choose to be notified through the Brittco messaging system and/or email.

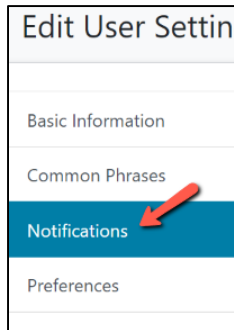
Notifications



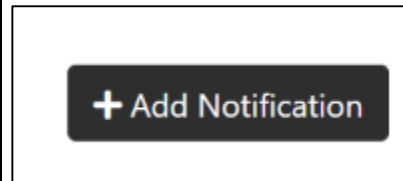
Open your personal settings.



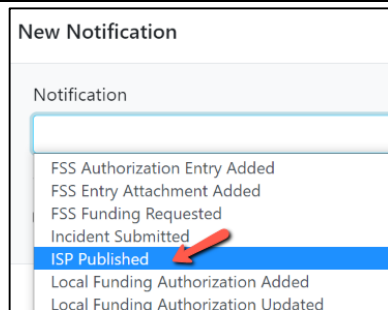
Edit Settings.



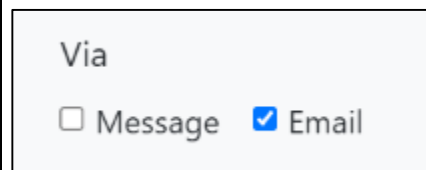
Open the *Notifications* tab.



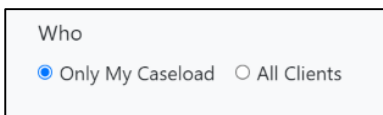
Add Notification.



Choose the type of Notification. For instance, you can be notified any time an ISP is published, or an Incident submitted.

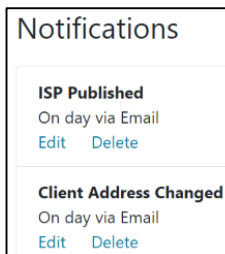


Indicate how you want to be notified.



Decide whether you want to be notified for all

clients, or only those on your caseload. We recommend you choose *Only My Caseload*.



Subscribe to as many Notifications as you want.